


SMARTIA MD67



INSULATED ENTRANCE DOORS SYSTEM

SMARTIA MD67 is ALUMIL's new system for quality main entrance doors. Distinguished for its modern design and its high performance, the system provides the ability to create entrance doors with panels or glazing infills. The special double-sided coplanar design provides unique entrance doors with an exceptional aesthetic value.

- Basic depth of system: 67mm.
- Low threshold of almost 16 mm height with slip-resistant design.
- High level of thermal insulation up to $U_f = 1.97 \text{ W/m}^2\text{K}$.
- Designed for various entrance door typologies.
- Wide variety of security locks and hinges (concealed, barrel or surface mounted).
- High level of water tightness.
- Outstanding insulated panel which is coplanar on both sides, with a width of 67 mm, for exceptional design, advanced thermal insulation and high security level.

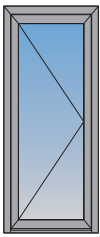




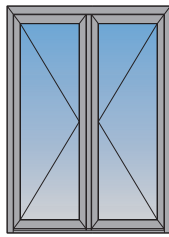
TECHNICAL CHARACTERISTICS

Frame width	67 mm
Sash width	67 mm
Minimum visible width	117 mm
Minimum visible width T-profile	85 mm
Sash weight	up to 220 Kg
Glazing panel	from 23 up to 49 mm
Insulation	Polyamides 20 & 24 mm width, Insulation foam & ALUMIL Energy Bar

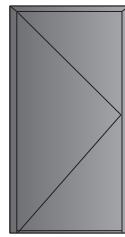
TYOLOGIES



Single leaf door



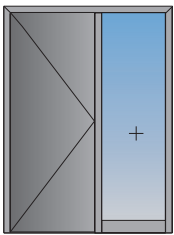
Double leaf door



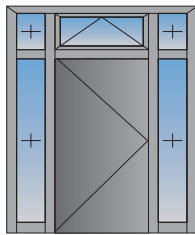
Single leaf door
with insulation panel



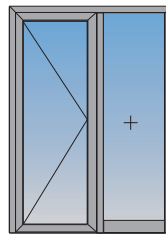
Double leaf door
with insulation panel



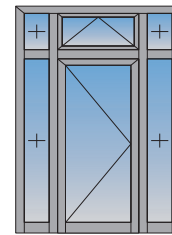
Single leaf door
with insulation panel
and fixed light



Single leaf door
with insulation panel,
fanlight and fixed lights







Single leaf door
with fixed light



Single leaf door
with fanlight and fixed lights

CERTIFICATES

	Air permeability EN 12207	CLASS 4
	Watertightness EN 12208	CLASS E1350
	Resistance to wind load EN 12210	CLASS C4/B4
	Thermal Insulation EN 10077-2	U_f from 1.97 up to 3.15 W/m ² K